

**September 19**  
Mark your  
calendar!  
See back cover  
for details

 **SpaSurgica**

&



**REJUVENATE**  
MEDICAL SPA

**3** Breast  
Augment  
Scars

UNBEATABLE

**Filler**

PRICES

*You're  
invited*

One-day only  
promos, not  
to be missed.

OPEN HOUSE

**Hydrate**  
VS.  
**Moisturize**

**Non Surgical**  
Nose Job!

POST SUMMER  
**Brown Spots?**  
*BBL to the rescue!*

 **SpaSurgica**

&



**REJUVENATE**  
MEDICAL SPA

(519) 585-0854

Toll Free: 1(844) 772-7874

[www.SpaSurgica.com](http://www.SpaSurgica.com)

135 ERB ST. EAST, WATERLOO, ON

(519) 745-9900

[www.RejuvenateMedSpa.ca](http://www.RejuvenateMedSpa.ca)

# Breast Augmentation Scars

Breast augmentation comes with some scars. What are the different types of post-surgical scars?

## 1. Under Breast

Also known as the *Inframammary Fold Incision*, this is the most common type of surgical incision performed. Here, an incision is made under the breast in the natural fold, and the breast implant is inserted and worked vertically into place. The advantages of this implant entry method are that the milk ducts and nipple are less likely to be affected and one is less likely to have a reduced sensation. The disadvantage of this method is a slightly more visible post-surgical scar.

## 2. Around Breast Areola

Also known as the *Peri-Areolar Incision*, an incision is made where the darker skin of the areola or larger nipple area meets the lighter skin of the breast. The breast implant is rolled into a protective sleeve and inserted into the breast, and then the sleeve is removed during surgery. The advantage of this surgical technique is that scars are less visible, but the disadvantage is that there is higher likelihood of negatively affecting breastfeeding ability and there will be a higher risk of decreased sensation.

## 3. Under the Armpit

Also known as *Transaxillary Incision*, an incision is made in the fold of the armpit, and a channel is cut toward the breast. The implant is then inserted into the channel and worked into place. The advantage of this method is that there are less visible scars near the breast, but the disadvantage is that there is less control over the breast implant pocket and placement; if any complications arise from the procedure, another surgical entry point will need to be used in potential revisions.

After a breast augmentation surgery, what options are available to reduce or minimize the appearance of scars?

15g gel  
\$55



Our favourite and highly recommended post-surgical treatment for scars is a product called **Dermatrix®**. This product is used to effectively treat and reduce scarring and is clinically proven to soften, flatten and smooth scars, relieving the itching, pain and discomfort associated with them. **Dermatrix®** is easily applied to all areas of the body, including the face, joints and other parts of the skin.

At Rejuvenate Medical Spa we want to improve the look of your scar and offer profractional laser treatments as a post-surgical option to improve the look of your scars. Using a series of laser treatments, scars are visibly improved or fade away, leaving clients happier with their decision to pursue surgery.

# BEFORE &AFTER



Dr. M.W. Elmaraghy, M.D., F.R.C.S. (C)

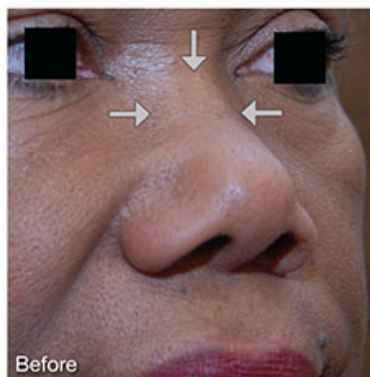
## 15 minute \$999 Non-Surgical Nose Job

A simple no down-time technique to change the shape of your nose with a few simple injections of Restylane filler. Dr. Elmaraghy uses Restylane Filler through controlled and precise injections to hide away dents, bumps, side way deviations, raise the nasal tip, or contour irregularities to restore a more symmetric look to your nose.

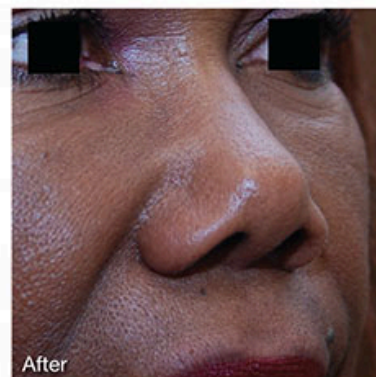
### Ideal Candidates for the Procedure:

- ✱ Patients who wish to diminish the appearance of bumps on their nose.
- ✱ Patients who have dents, hollowness or indentations, or have noses which look asymmetric.
- ✱ Patients who have a flat nasal bridge, and wish to create a bridge or augment their original bridge. This is a very common request in the Asian and African American population.
- ✱ Patients with droopy tips or downward appearing tips who wish to raise the tip of the nose.
- ✱ Patients who have had surgical nose jobs in the past and are unhappy with the appearance of their noses.

## Non-Surgical Nose Job Photo Gallery

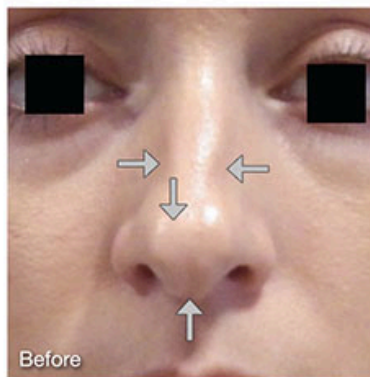


Before



After

Above: Filler injected into nasal bridge to create projection. Client had a lack of volume that created a scooped appearance.

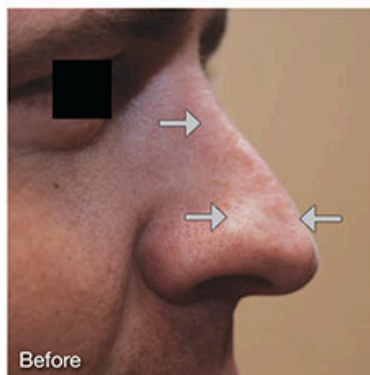


Before

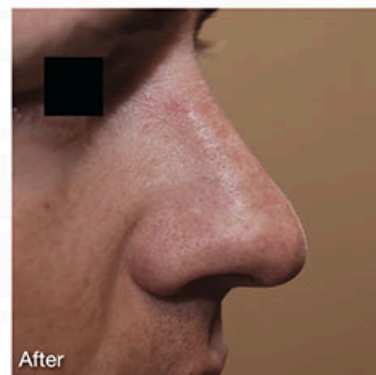


After

Above: Filler injected into nasal dorsum (sides of nose) to create a smooth line making the nose appear straighter. Filler injected into the tip of the nose to correct an indentation.



Before



After

Above: Filler injected into bridge of nose to camouflage a minor hump. Filler injected into tip of nose to correct an indentation and help straighten the tip of the nose.

Call SpaSurgica at (519) 585-0854 to book your consultation with Dr. Elmaraghy. A \$100 consultation fee can be used towards your surgery.

Visit SpaSurgica online:



@SpaSurgica



/SpaSurgica



info@spasurgica.com



spasurgica.com

# Now that summer is over, How do I get rid of my brown spots? *BBL to the rescue!*

## What is BBL BroadBand Light?

- \* BBL is an innovative technology that sets new standards for skin conditions associated with aging, active life-styles and sun damage.
- \* BBL energy allows your clinician to precisely treat age and sun spots, small facial veins, and many other skin conditions.
- \* Your treatment will be tailored to match your skin type and your desired results.

## How does BBL work?

- \* The light energy delivered by the BBL will gently heat the upper layers of your skin.
- \* The heat absorbed by the targeted areas will stimulate your skin cells to regenerate new collagen.
- \* This process will restore your skin to its natural beauty, blending its natural colors and making it smoother, vibrant and younger looking.
- \* The photothermal energy will eliminate fine vessels that cause redness and reduce unwanted melanin that produces pigmented lesions.

## What areas can be treated?

- \* Any area of your body can be treated.
- \* The most common areas are those most exposed to the damaging effects of sunlight.
- \* The most popular treatments are on the face, neck, back of the hands, chest and shoulders.

## How many treatments will I need?

- \* The number of treatments needed will vary from patient to patient. Your first step is to make an appointment for your free consultation at Rejuvenate Medical Spa where we can personalize a treatment plan based on the level of improvement you desire.
- \* Your clinician may also combine your treatment with other popular aesthetic procedures to further personalize your treatment.

## What will happen during the procedure?

- \* Your eyes will be protected with safety shields or glasses.
- \* You may briefly feel a warm or "rubber band snap" sensation as the light is absorbed by the targeted areas.
- \* Your procedure may take a few minutes to half an hour depending on the size of the area to be treated and the type of procedure performed.
- \* Your clinician will discuss all of your options with you.



The Sciton JOULE is Dr. Elmaraghy's laser machine of choice to treat a variety of skin conditions and to achieve optimal results.

## Will it be uncomfortable?

- \* The procedure is gentle, non-invasive and safe.
- \* Generally, there is no need for a topical anesthetic, however, your clinician may choose to use it on more sensitive areas.

## What should I expect after treatment?

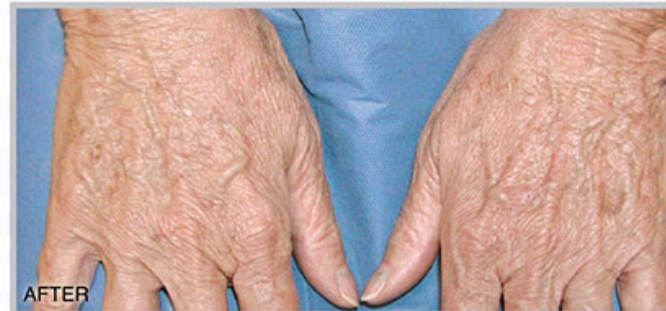
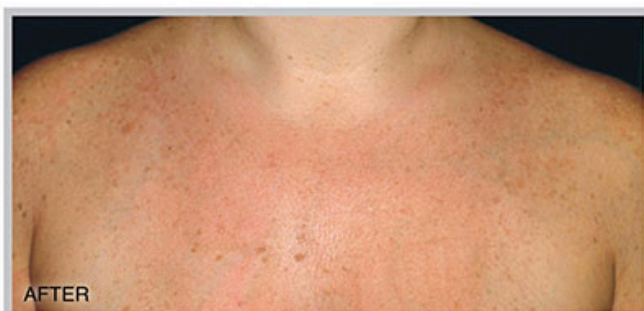
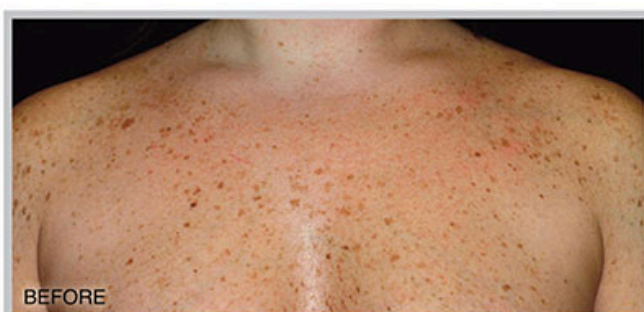
- \* You may experience some redness that should resolve within a few hours. For some pigmented lesions, you will see a darkening of the treated areas followed by fading and flaking off at a later stage. Pairing a chemical peel a few days post-BBL treatment will facilitate a faster peeling.
- \* Your treated skin will feel smoother, fine lines and pores will be less noticeable, and sunspots or uneven pigmentation will fade. Results depend on your condition, the number of treatments, and the area treated.
- \* Your clinician will provide you with complete information about the post treatment care and results, with a tailored post-care program.

## How long will it take to recover?

- \* This is a non-invasive and gentle procedure with virtually no downtime.
- \* In most cases, you are able to return to work, apply makeup, and resume most of your activities the following day.

## What aftercare do I need?

- \* It is important to follow your clinician's instructions.
- \* After-care skin products will be recommended to you, and are highly encouraged to improve and speed healing.
- \* You will be sensitive to ultra-violet light and you must avoid direct sun exposure until completely healed. Fully cover your skin or use our Rejuvenate Medical Spa sunscreen whenever you go outdoors.



## Price List

Full Face series of 4 treatments  
Reg: \$1600 Sale: \$1120

Hands series of 2 treatments  
Reg: \$650 Sale: \$455

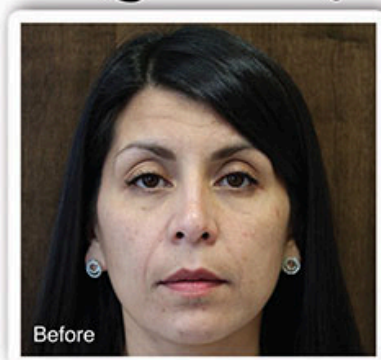
Decollate (upper chest) 2 treatments  
Reg: \$1000 Sale: \$700

Forearms series of 2 treatments  
Reg: \$800 Sale: \$560

Full Arms series of 2 treatments  
Reg: \$1600 Sale: \$1120



# Rejuvalift, What Goes Where?



Dr. Elmaraghy recommended a **Rejuvalift**— a combination of Filler and Neuromodulators like Botox and/or Dysport for Lily— to address descent of sagging skin, deflation of lost facial volume, and deterioration of skin laxity.

In under an hour, Dr Elmaraghy provided a **Rejuvalift** treatment on Lily, achieving youthful-looking and yet subtle results with very little risk and downtime. Here is where Botox and Filler were used on Lily.



*Botox* used here...

*Filler* used here...

Forehead  
20 Botox units

Glabella  
35 Botox units

Crow's feet  
20 Botox units

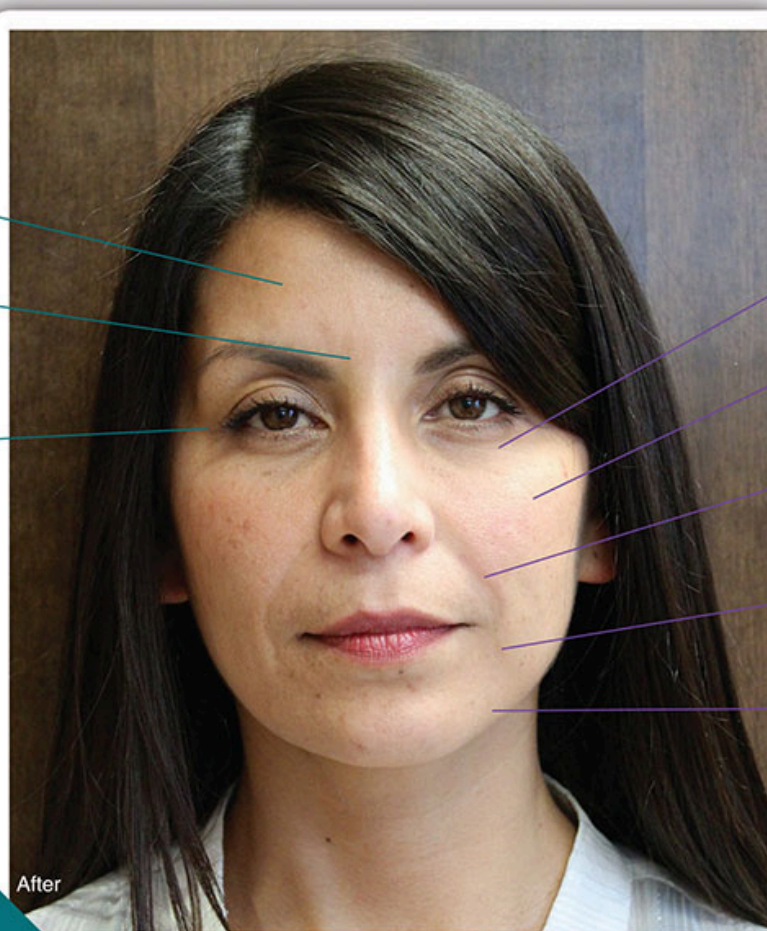
Under eyes  
1/2 ml of Restylane Finesines.

Cheeks  
1.5 ml. of Restylane Perlane.

Nasal labial folds  
2 ml. of Restylane.

Marionette  
1 ml. of Restylane.

Prejowl  
1 ml. of Restylane Perlane.



## Cost of Lily's Treatment

- > 75 units of Botox \$750
- > 7 syringes of Filler \$3710
- > Regular Price Total \$4460

### Sep. 19 Open House Pricing

- > 75 units of Botox \$712.50
- > 7 syringes of Filler \$2597
- > Total \$3309.50



Watch our Rejuvalift Procedure on  
Youtube [www.youtube.com/RejuvenateKW](http://www.youtube.com/RejuvenateKW)

# Hydrating

VS.

# Moisturizing

## Dehydrated, lacklustre, and dull skin

### *Biophora Intense Hydration* \$96

Biophora Intense Hydration is formulated with Ceramindes, Vitamins A, C & E, and Peptides. The combination of these key ingredients make this product a deeply hydrating & penetrating serum with synergistic properties to moisturize, firm & revitalize appearance of skin for smoother, suppler look.



## Normal to oily skin

### *Biophora Light Hydration* \$62

Biophora Light Hydration is an oil-free serum designed to moisturize, firm and refine the appearance of the complexion. Formulated with Vitamins A, B, D3, E, K and peptides to leave skin glowing without an oily feel.



## Skin using serums or retinols

### *Rejudicare Aquaprime* \$98

Rejudicare Aquaprime's lightweight formulation provides a delivery vehicle that improves penetration of your active skin care products such as serums or retinols. Your skin will appear brighter, more vibrant while feeling smooth and silky.



## Mature and dry skin

### *Biophora Dermalrich Moisturizer* \$74

Biophora Dermalrich moisturizer is ideal for mature skin clients that enjoy the feeling of a rich facial cream due to its highly emollient, nutrient-rich and nourishing qualities. Ingredients include Green Tea, Grape Seed Extracts, Vitamin E, and Chamomile to revitalize the appearance of dry skin.



## Middle aged and dry skin

### *Biophora Antioxidant Moisturizer* \$54

Biophora Antioxidant moisturizer is infused with Vitamin A and E to provide optimal hydration and to aid in repairing and prevent visible signs of aging. Leaves the skin feeling smooth and refreshed with a healthy, youthful appearance.



## Acneic skin

### *Obagi Therapeutic Moisturizer* \$41

Obagi Therapeutic Moisturizer is glycerin-rich, non-comedogenic moisturizer keeps skin hydrated and protected. This non-acneogenic formula with 20% glycerin calms, soothes, and protects the skin during acne treatment.



Meet Dr. Elmaraghy for a free  
consultation on cosmetic surgery.  
Special financing plans available.  
One-day only!

# Join Us

## Open House

**Saturday September 19th, 2015**

10:00 AM- 3:00 PM

Hosted by Plastic Surgeon

**Dr. M. W. Elmaraghy**

### One-Day Only Promotions

Botox (per unit)	\$8.99
Breast Augmentation	\$500 off
Obagi, Rejudicare, Biophora products	15% off

### Restylane Filler Promotion

	Regular	Save	Now
• Buy 2 ml	\$1060	15%	<b>\$901</b>
• Buy 4 ml	\$2120	25%	<b>\$1590</b>
• Buy 8 ml	\$4240	35%	<b>\$2765</b>



### 40% Off Laser Hair Removal

Series of 6 treatments

Treatment Area	Regular Price	Day Price
Underarm	\$750	\$450
Bikini	\$1,050	\$630
Chin/Neck	\$1,050	\$630
Full Back	\$3,000	\$1,800
Full Leg	\$3,600	\$2,160
Lower Leg	\$1,800	\$1,080
Upper Leg	\$2,250	\$1,350
Lip	\$450	\$270

Promotions are available for sale during open house ONLY and services are rendered at a later date. Cannot be combined with other offers, promotions or specials. Packages are for single client use only and cannot be split between individuals. Prices not inclusive of tax. Filler purchases must be used in a single appointment.

\*Filler promotion includes 1ml syringes